

ARINC 801 Technology

*High Speed Fiber Optics
Single and Multimode*



- ▶ **Low loss, low back reflection**
 - Return loss -50dB Single Mode
 - Low Insertion loss .3dB max mated pair
- ▶ **General use design (no strain relief backshell needed)**
- ▶ **Optical disconnect style available**
- ▶ **PC or APC ferrule end face**
- ▶ **Hermaphroditic design (same contact on both sides of the connector)**
- ▶ **Compatible with multi-mode and single-mode fiber**
- ▶ **Standard 1.25 mm ferrule and sleeve**
- ▶ **Cable termination identical to LC connector process**
- ▶ **Easy cleaning access to the contact through removable alignment sleeve holder**
- ▶ **Standard MIL-DTL-38999 and ARINC 600 Size 16 insertion/removal tool**

SINGLE TERMINUS DESIGN FOR ALL CONNECTOR FORMATS

The ARINC 801 fiber optic terminus is the next generation of butt-joint interconnect technology allowing for higher density multichannel connectors to be achieved. With its standard 1.25 mm ferrule and sleeve, the ARINC 801 terminus is designed for both multimode and single-mode applications and is compatible with standard LC termination processes. The terminus is available both as a pull-proof design and a general use design for tight jacketed cable.

For the pull-proof design, the cable jacket is crimped on an external body and a floating mechanism avoids any loss of performance when pulling on the cable. This feature allows for the use of the connector without a backshell.

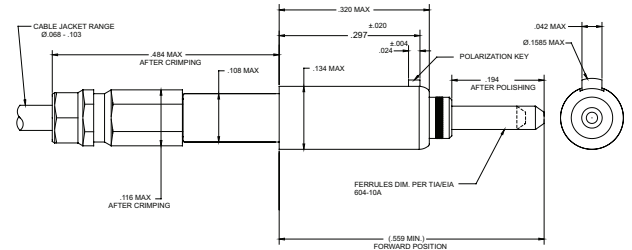
Standard connector formats include MIL-DTL-38999 type, MIL-DTL-83527 type, ARINC 600 and ARINC 781.

Size 16 ARINC 801 Contact

MIL-DTL-38999 & ARINC 600 Insert Arrangements

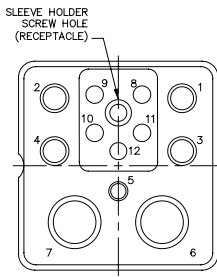
Size 16 ARINC 801

PART #	MODE	STYLE	POLISH
238500-8000	Multi	Pull Proof Loose Jacket	PC
238500-8001	Multi	Tight Jacket	PC
238500-8002	Single	Pull Proof Loose Jacket	PC
238500-8003	Single	Pull Proof Loose Jacket	APC
238500-8004	Single	Tight Jacket	PC
238500-8005	Single	Tight Jacket	APC



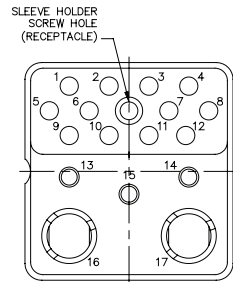
ARINC 600 Insert Arrangements

Contract Arrangement 12F5C2



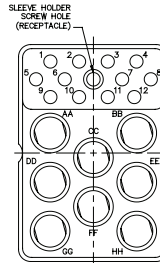
QTY	CONTACT SIZE	CAVITY I.D.
4	12 (ELECTRICAL)	1 THRU 4
1	16 (ELECTRICAL)	5
2	5 (QUADRAX)	6 THRU 7
5	16 (OPTICAL TERMINI)	8 THRU 12

Contract Arrangement 17F12Q2



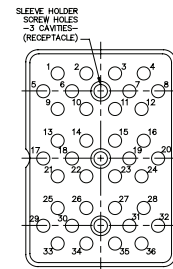
QTY	CONTACT SIZE	CAVITY I.D.
12	16 (OPTICAL TERMINI)	1 THRU 12
3	16 (ELECTRICAL)	13 THRU 15
2	8 (QUADRAX)	16 THRU 17

Contract Arrangement 20F12T8/20F12Q8



QTY	CONTACT SIZE	CAVITY I.D.
12	16 (OPTICAL TERMINI)	1 THRU 12
8	8 (TWINAX/QUADRAX)	AA THRU HH

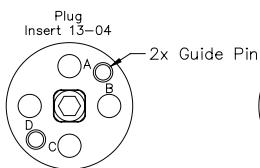
Contract Arrangement 36F36



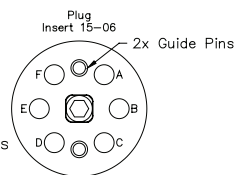
QTY	CONTACT SIZE	CAVITY I.D.
36	16 (OPTICAL TERMINI)	1 THRU 36

MIL-DTL-38999 Insert Arrangements

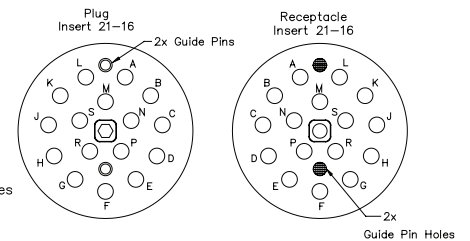
Arrangement 13-04



Arrangement 15-06



Arrangement 21-16



smiths connectors

FOR MORE INFORMATION | smithsconnectors.com |    