

smiths connectors

PCB CABLE MOUNT TWINAX CONNECTORS



TECHNICAL CHARACTERISTICS

SPECIFICATIONS

Temperature Rating: -55°C to + 125°C
Corrosion: MIL-STD-202 Method 101, Test Condition B
Shock: MIL-STD-202 Method 213, Test Condition B
Vibration: MIL-STD-202 Method 204, Test Condition B
Thermal Shock: MIL-STD-202 Method 107, Test Condition B
Durability: 500 Mate/Unmate cycles/min.
Dielectric Withstand Voltage: 250 VDC
Insulation Resistance: 5.000 MegaOhms min
Contact Current Rating: 3.0 Amps D.C. max.
Bandwidth: Up to 3 Gigahertz
Data Rates: Contacts designed to exceed 6 Gbps assembly dependent upon type and length of cable used
Differential Pair Cable Impedance: 150 Ohm \pm 15Ohm and 100 Ohm \pm 10 Ohms
Signal to Shield Cable Impedance: 75 Ohm \pm 10 Ohm and 50 Ohm \pm 7 Ohms

MATERIALS AND FINISHES

Shells & Inner Contacts: Brass per ASTM-B16, alloy UNS C3600 or BeCU per ASTM-B196, alloy UNS C17200, C17300 or leaded nickel copper, alloy UNS C19500, C19600 Gold plate per MIL-DTL-45204 Type II, Class 1
Insulators: PTFE per ASTM-D1710 or ULTERM 1000
Connector Plug/ Aluminum per ASTM-B211/221, 6061-T6
Receptacle Shells Electroless nickel plate per SAE AMS-C-26074 or Cadmium plate per SAE AMS QQ-P-416

Gasket/Seal Silicone rubber per A-A-59588


PCB CABLE MOUNT TWINAX

- ▶ **Fibre Channel**
- ▶ **Ethernet: 10 Base-T, 100 Base-T, 1000 Base-T**
- ▶ **Firewire: IEEE 1394a and 1394b**
- ▶ **USB, DVII, HDMI and Infiniband**

Smiths Connectors offers a complete line of differential Twinax and Quadrx connectors, contacts and cable assemblies for high speed Ethernet, Firewire, and Fibre Channel applications. Differential pair quadrx and twinax connectors and cable assemblies offer superior performance in high speed matched impedance data-on-demand applications. The signal to signal and signal to shield characteristic impedance is maintained throughout the connector pair. A true twinaxial connector interface ensures signal integrity while minimizing jitter and data rate errors.

Testing Capabilities

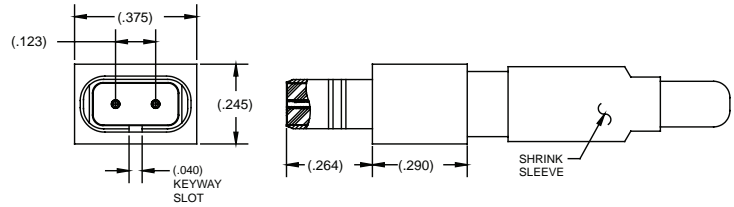
Smiths Connectors Quadrx and Twinax interconnects are characterized for testing eye pattern, jitter, skew, and insertion loss on differential pair 100 ohm high speed Gigabit Ethernet applications with a wide variety of testing protocols. We utilize the Agilent E5071C 4 port network analyzer to measure the differential pair TDR impedance between Twinax connectors, cable assemblies, and quad cable Ethernet and Fibre Channel interconnect systems ensuring the most accurate acquired signal for high speed communications testing. The E5071C 4 port network analyzer is capable of highly accurate 100 Ohm differential measurements up to 20 GHz and can measure Eye Diagrams up to 16 Gbps.



STRAIGHT FIBRE CHANNEL TWINAX CABLE CONNECTOR 150 OHM

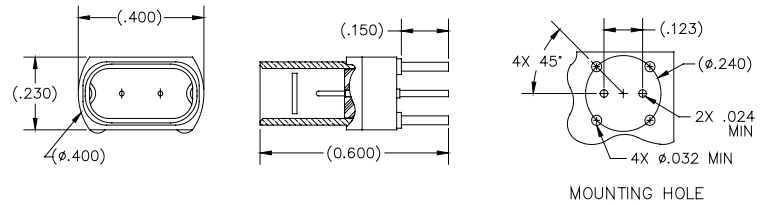
PART NUMBER	CABLE TYPE	CABLE
014034-8000	Differential Twinax	540-1099-000
014034-8001	Differential Twinax	540-1114-000

Mates with 014117- 2008 and 014117-1012



STRAIGHT FIBRE CHANNEL TWINAX PCB MOUNT CONNECTOR 150 OHM

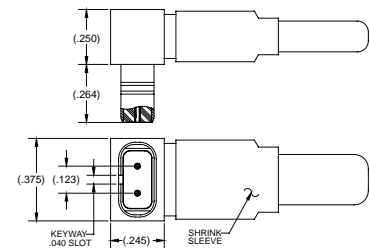
P/N: 014117-2008



RIGHT ANGLE MICRO-MINIATURE D-SUB TWINAX CABLE CONNECTOR 150 OHM

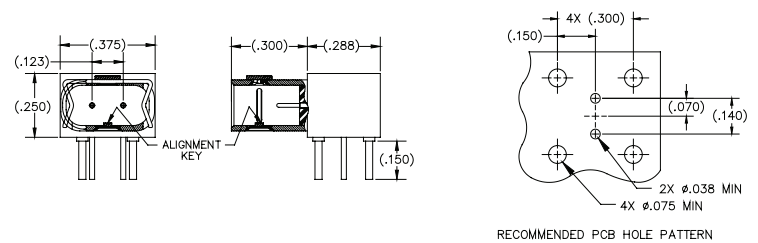
PART NUMBER	CABLE TYPE	CABLE
014034-1009	Differential Twinax	540-1099-000
014034-1010	Differential Twinax	540-1114-000

Mates with 014117- 2008 and 014117-1012



RIGHT ANGLE MICRO-MINIATURE D-SUB TWINAX PCB MOUNT CONNECTOR 150 OHM

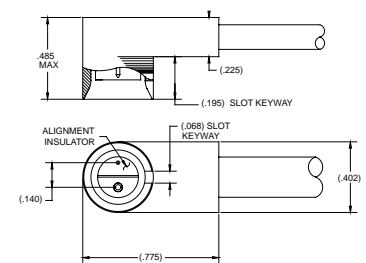
P/N: 014117-1012



QUICK DISCONNECT TWINAX RECEPTACLE RIGHT ANGLE CABLE MOUNT CONNECTOR 150 OHM

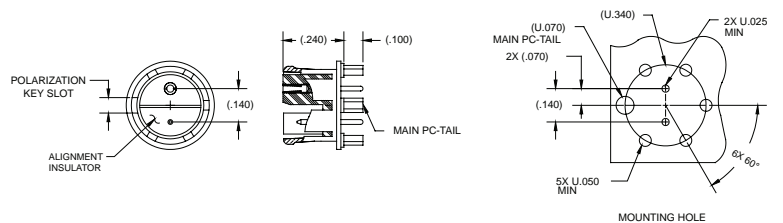
PART NUMBER	CABLE TYPE	CABLE
019912-1306	Differential Twinax	540-1099-000
019912-1017	Differential Twinax	540-1114-000

Mates with 019917-2040



QUICK DISCONNECT TWINAX PCB MOUNT CONNECTOR 150 OHM

P/N 019917-2040



HOW TO ORDER



1 ▶ CONNECTOR #1

2 ▶ CABLE GROUP

Flexible Twinax

1 = M17/176-00002

2 = 540-1086-000

3 = 540-1161-000

Differential Twinax

6 = 540-1099-000

7 = 540-1114-000

8 = 540-1153-000

34 = 540-1167-000

38 = 540-1210-000

39 = 540-1236-000

Differential Quadrax

9 = 540-1138-000

10 = 540-1143-000

36 = 540-1183-000

37 = 540-1235-000

42 = 540-1209-000

41 = 540-1229-000

3 ▶ CONNECTOR #2 OL for Open Lead

4 ▶ CABLE LENGTH IN INCHES (XXX)

FLEXIBLE TWINAX CABLES					
CABLE GROUP	CABLE DESIGNATION	IMPEDANCE (OHMS)		JACKET	CONDUCTOR (DIA)
1	M17/176-00002	77		0.129"	0.024"
2	540-1086-000	98		0.143"	0.019"
3	540-1161-000	100		0.130"	0.024"
DIFFERENTIAL PAIR TWINAX CABLES					
6	540-1099-000	Differential: 150	Sig. to Shield: 75	0.097" x 0.160"	0.014" Stranded
7	540-1114-000	Differential: 150	Sig. to Shield: 75	0.138" x 0.224"	0.020" Solid
8	540-1153-000	Differential: 100	Sig. to Shield: 50	0.085" x 0.130"	0.019" Stranded
34	540-1167-000	Differential: 100	Sig. to Shield: 50	0.117" x 0.160"	0.0233" Stranded
38	540-1210-000	Differential: 100	Sig. to Shield: 50	0.132"	0.019"
39	540-1236-000	Differential: 150	Sig. to Shield: 75	0.191"	0.019"
DIFFERENTIAL QUADRAX CABLES					
9	540-1138-000	Differential: 150	Sig. to Shield: 75	0.290"	0.032"
10	540-1143-000	Differential: 150	Sig. to Shield: 75	0.190"	0.020"
36	540-1183-000	Differential: 100	Sig. to Shield: 50	0.160"	0.024"
37	540-1235-000	Differential: 100	Sig. to Shield: 50	0.108"	0.012"
40	540-1209-000	Differential: 100	Sig. to Shield: 50	0.190"	0.029"
41	540-1229-000	Differential: 100	Sig. to Shield: 50	0.137"	0.019"



SMITHS CONNECTORS GLOBAL SUPPORT

AMERICAS

info.us@smithsconnectors.com

Costa Mesa, CA
1.714.371.1100

Hudson, MA
1.978.568.0451

Kansas City, KS
1.913.342.5544

EUROPE

France

33.2.32969176
info.fr@smithsconnectors.com

Germany

49.991.250.120
info.de@smithsconnectors.com

Italy

39.010.60361
info.it@smithsconnectors.com

United Kingdom

44.208.236.2400
info.uk@smithsconnectors.com

ASIA

asiainfo@smithsconnectors.com

Shanghai, China
86.21.3318.4650

Suzhou, China
86.512.6273.1188

Singapore
65.6846.1655

visit us at | smithsconnectors.com |     